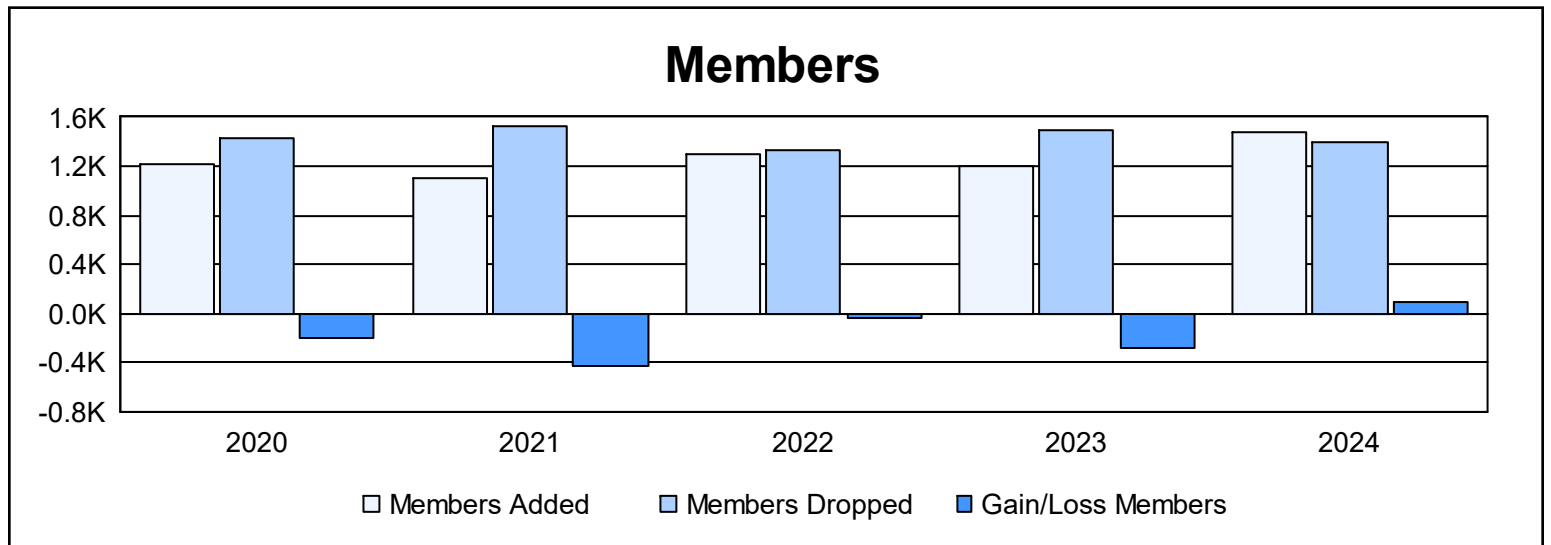
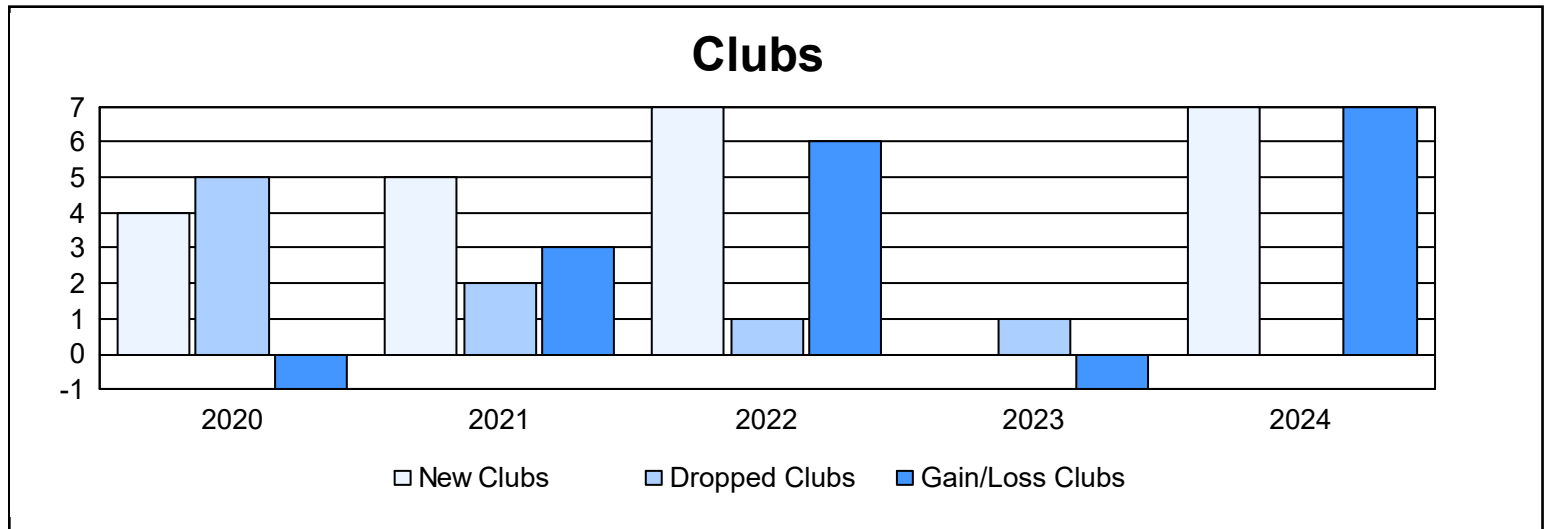
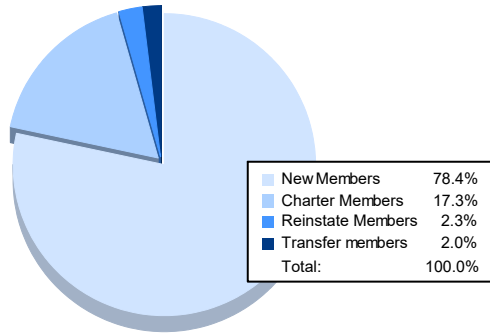


Year	New Clubs	Dropped Clubs	Gain/ Loss Clubs	New Members	Charter Members	Reinstate Members	Transfer Members	Total Member Added	Total Members Dropped	Gain/ Loss Members
2019-2020	4	5	-1	1,002	163	24	35	1,224	1,431	-207
2020-2021	5	2	3	833	186	57	20	1,096	1,519	-423
2021-2022	7	1	6	1,038	225	24	15	1,302	1,335	-33
2022-2023	0	1	-1	1,146	8	21	32	1,207	1,486	-279
2023-2024	7	0	7	1,157	255	34	30	1,476	1,391	85
<b>Average</b>	<b>5</b>	<b>2</b>	<b>3</b>	<b>1,035</b>	<b>167</b>	<b>32</b>	<b>26</b>	<b>1,261</b>	<b>1,432</b>	<b>-171</b>



### Membership Composition June 2024 Cumulative



### Gender Composition June 2024 Cumulative

